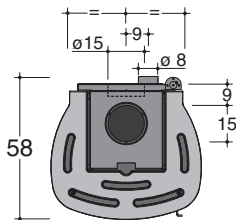
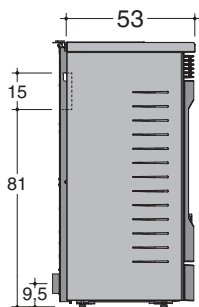
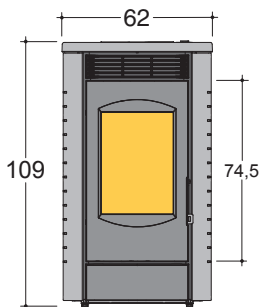


## TOP XW

Rivestimento in lamiera d'acciaio verniciata con coperchio in maiolica



Bianco lucido



Bordeaux lucido



Crema

**corpo stufa LH**  
convezione naturale  
kit aria calda ventilata  
kit ad aria calda canalizzata

6 kW (LH6)

9 kW (LH9)

12 kW (LH12)

**potenza certificata**

**6,0 kW**

**9,0 kW**

**12,0 kW**

rendimento

83,5 %

80,0 %

76,0 %

consumo combustibile

1,70 kg/h

2,70 kg/h

3,60 kg/h

tubo uscita fumi

Ø 150 mm

Ø 150 mm

Ø 150 mm

peso netto

143 kg top xw

peso con imballo

159 kg top xw